



**connect**  
Connecting education

## Quick guide for parents (Secondary)

**Login to Connect at  
[connect.det.wa.edu.au](https://connect.det.wa.edu.au)**

**Communicate** easily with teachers.

**Stay informed** about school activities and events.

**Securely** access your child's learning assessments and feedback.

**Engage** in your child's learning anytime, anywhere **and on any device.**

# Connect: Home Page

All information about your children is accessible from the landing page of Connect.

A

## Change Password

Manage your password and notify the school if you change your email address.

B

## Classes

Select your child's name to see all the Connect classes available for that child.

C

## School Space

Find the latest news and information from your school.

D

## Send Absentee Note

Notify the school of the reason for your child's absence and attach a medical certificate if required.

E

## Next Event

Stay up to date with upcoming school and class events and deadlines.

F

## Next Submission

View homework and assignments due in the next week in all your children's classes.

G

## Help

Your link to both quick and detailed Guides to help you to use Connect.

The screenshot shows the Connect Home Page interface. At the top, there is a navigation bar with links for 'Classes', 'My Children', 'Class Notices', 'My Connect', and 'Help'. Below this, the page is divided into several sections:

- Send an absentee note from Connect:** A card with a 'Learn more' button and an image of a person using a smartphone.
- Change Password:** A button with a key icon.
- Terms of Use:** A button with a question mark icon.
- My Spaces:** A section listing schools: 'Australia Terrace Primary School' and 'Swan Valley Secondary College'.
- Classes:** A section with a 'View All' button and a list of classes for 'Sam' and 'Matthew', including '8 Science BYSC2\_5' and 'Whole School Spell Off'.
- Latest Information:** A section with a 'Read' button and a notice titled 'Term 3 Novel Study'.
- Next Event:** A section with a calendar icon and an event titled 'Character Expose - Exam Preparation'.
- Next Submission:** A section with a document icon and a message: 'You currently don't have any submissions due.'.
- Active Classes:** A section showing '36819 Active Classes'.
- Online Now:** A section showing '64 Online Now'.
- Connect Help:** A section with links to 'Quick Guide for Parents - Primary', 'Quick Guide for Parents - Secondary', and 'Step by Step Guide for Parents'.

Callout letters A through G are placed around the interface to highlight specific features: A (Change Password), B (Classes), C (School Space), D (Send Absentee Note), E (Next Event), F (Next Submission), and G (Help).

# Connect: Navigation Toolbar



## Classes

View all classes for all children.



## My Children

View attendance, performance and report data about your children.



## Class Notices

View all notices from all your children's classes.



## My Connect

Reset your password, change your preferences and manage your notifications using My Connect.



## Help

Your link to a range of Videos, FAQs and Guides to help you to use Connect.

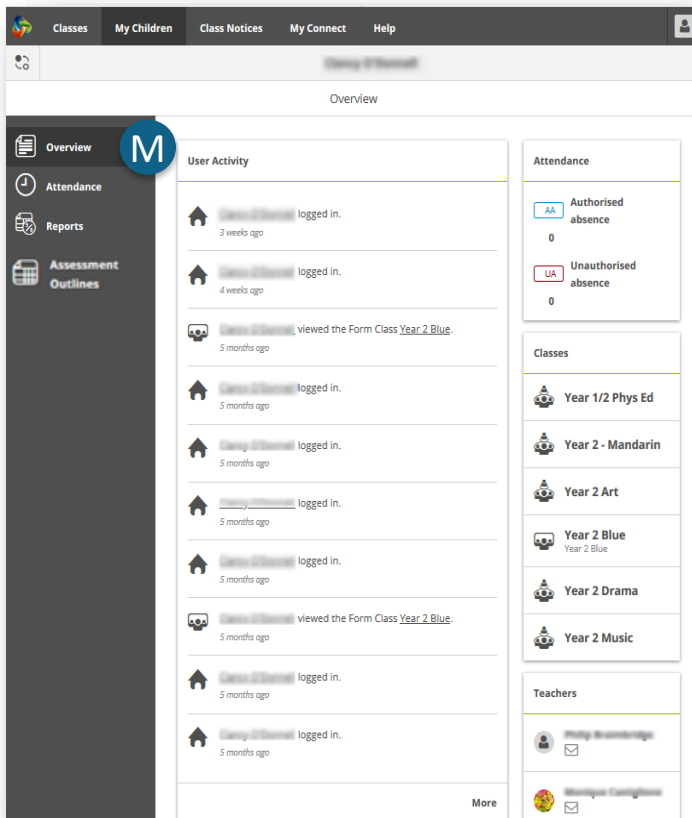
The screenshot shows the Connect navigation toolbar at the top with five icons labeled H, I, J, K, and L. Below the toolbar is the main dashboard. On the left, there is a 'Classes' section with a 'View All' link and a list of classes for 'Samuel' and 'Matthew'. The 'Classes' list includes 'PS Library', 'Room 14', 'Year 6 Students', 'ATPS Coding Club 2019', and 'Year 5/6 Sport'. Below the classes is a 'Latest Information' section with a 'Read' link and a notice titled 'Term 3 Novel Study'. On the right, there is a 'My Spaces' section with 'Australia Terrace Primary School' and 'Swan Valley Secondary College'. Below that is a 'Next Event' section with 'Character Expose - Exam Preparation' and a 'Next Submission' section with a message: 'You currently don't have any submissions due.' At the bottom right, there is a 'Connect Help' section with links to 'Quick Guide for Parents - Primary', 'Quick Guide for Parents - Secondary', and 'Step by Step Guide for Parents'. The top navigation bar includes 'Classes', 'My Children', 'Class Notices', 'My Connect', and 'Help'.

# Connect: My Children

In My Children, you can see each child's **classes and teachers** (on the right side of the **Overview** screen). It is important to note that schools determine which information is available and not all sections will be visible to all parents.

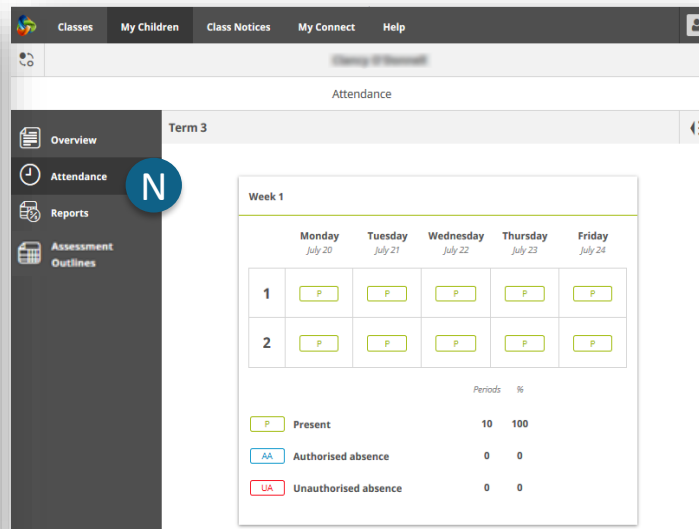
## M Overview

View each of your children's Connect Classes to see your child's logins and activities.



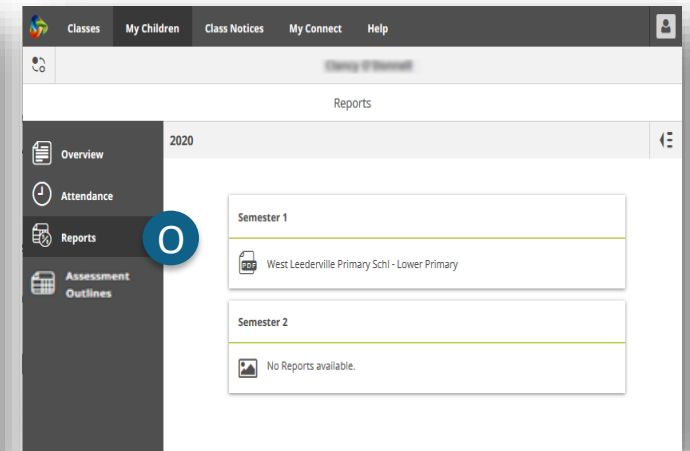
## N Attendance

Click through each week of the term to see a detailed attendance record.



## O Reports

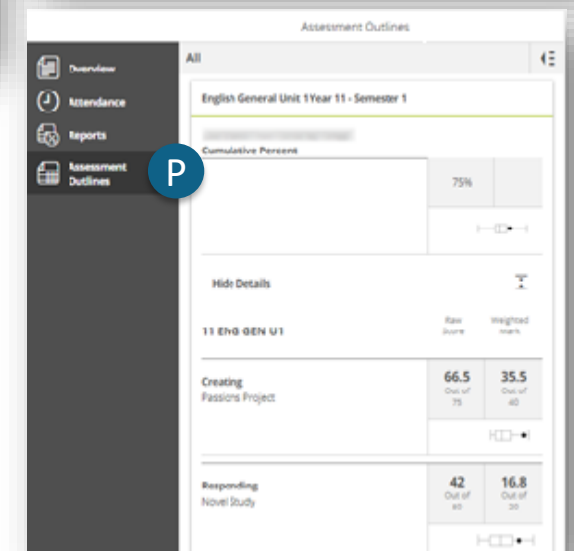
View, download or print your child's Reports.



## P Assessment Outlines

Click on Assessment Outlines to view task marks and cumulative scores.

**Note:** Schools determine whether some of these features are available to parents.




# Connect: Responsive Screens and Easy Navigation

Connect is responsive to the screen you are using to view from. Menus will move out of your way to improve your view on a phone or tablet.




## Switch Between Children

See information about each of your children – regardless of school.

Use the 'Quick Switch' button  to change between your children.





## Expand the menu

Click on the  icon to expand the menu and easily switch between Overview, Attendance and Reports.



## View past Attendance and Reports

Click on the  icon from the Attendance screen to view attendance of previous weeks. From the Reports screen, click on the  and view Reports from previous years.

